



# PURSUING A REVIVAL IN GOLD

## Corporate Presentation

June 2026

[revival-gold.com](http://revival-gold.com)

TSX-V: **RVG**

OTCQX: **RVLGF**



## Cautionary Notes

This presentation has been prepared by Revival Gold Inc. ("Revival Gold" or, the "Company") for evaluation of the Company by the recipient. The information contained in this presentation is derived from estimates made by the Company, information that has been provided to the Company by other parties, and otherwise publicly available information concerning the Company and does not purport to be all-inclusive or to contain all the information that an investor may desire to have in evaluating whether or not to make an investment in the Company. It is not intended to be relied upon as advice to investors or potential investors and does not take into account the investment objectives, financial situation or needs of any particular investor. No person has been authorized to give any information or make any representations other than those contained in this presentation and, if given and/or made, such information or representations must not be relied upon as having been so authorized. The information and opinions contained in this presentation are provided as at the date of this presentation. This presentation may not be reproduced, further distributed or published in whole or in part by any other person. The technical and scientific information in this document was reviewed and approved by John Meyer, P.Eng., VP Engineering & Development, Revival Gold Inc. and Dan Pace, Chief Geologist, Regis. Mem. SME, Chief Geologist, Revival Gold Inc., Qualified Persons under National Instrument 43-101 – Standards of Disclosure for Mineral Projects ("National Instrument 43-101"). For further information on the Mercur Gold Project and the Beartrack-Arnett Gold Project, see "Preliminary Economic Assessment NI 43-101 Technical Report on the Mercur Gold Project, Tooele & Utah Counties, Utah, USA" prepared by Kappes, Cassidy & Associates and RESPEC LLC, dated May 2<sup>nd</sup>, 2025, and "Preliminary Feasibility Study NI 43-101 Technical Report on the Beartrack-Arnett Heap Leach Project, Lemhi county, Idaho, USA" and prepared by Kappes, Cassidy & Associates, Independent Mining Consultants Inc., KC Harvey Environmental, and WSP USA Environment & Infrastructure Inc. dated August 2<sup>nd</sup>, 2023. Neither the TSX Venture Exchange nor its Regulation Services Provider (as that term is defined in the policies of the TSX Venture Exchange) accepts responsibility for the adequacy or accuracy of this presentation.

## Forward-Looking Statements

This presentation contains "forward-looking information" or "forward-looking statements" within the meaning of applicable securities legislation (collectively, "forward-looking statements"). Forward-looking statements are not comprised of historical facts. Forward-looking statements include estimates and statements that describe the Company's future plans, objectives or goals, including words to the effect that the Company or management expects a stated condition or result to occur. Forward-looking statements may be identified by such terms as "believes", "anticipates", "expects", "estimates", "may", "could", "would", "will", or "plan". Since forward-looking statements are based on assumptions and address future events and conditions, by their very nature they involve inherent risks and uncertainties. Although these statements are based on information currently available to the Company, the Company provides no assurance that actual results will meet management's expectations. Risks, uncertainties, and other factors involved with forward-looking statements could cause actual events, results, performance, prospects, and opportunities to differ materially from those expressed or implied by such forward-looking statements.

Forward-looking statements in this presentation include, but are not limited to, statements regarding the results of the preliminary economic assessment (the "PEA") on the Mercur Project and of the Preliminary Feasibility Study on the Beartrack-Arnett Gold Project (together, the "Projects"), such as future estimates of internal rates of return, net present value, future production, estimates of cash cost, proposed mining plans and methods, mine life estimates, cash flow forecasts, metal recoveries, estimates of capital and operating costs, timing for permitting and environmental assessments, timing, completion and results of feasibility studies, and the size and timing of phased development of the Projects. Furthermore, forward-looking statements are necessarily based upon a number of estimates and assumptions that, while considered reasonable by the Company as of the date of such statements, are inherently subject to significant business, economic and competitive uncertainties and contingencies. With respect to this specific forward-looking information concerning the development of the Projects, the Company has based its assumptions and analysis on certain factors that are inherently uncertain. Uncertainties include: (i) the adequacy of infrastructure; (ii) geological characteristics; (iii) metallurgical characteristics of the mineralization; (iv) the ability to develop adequate processing capacity; (v) the price of gold, silver and other commodities; (vi) the availability of equipment and facilities necessary to complete development; (vii) the cost of consumables and mining and processing equipment; (viii) unforeseen technological and engineering problems; (ix) natural disasters and/or accidents; currency fluctuations; (xi) changes in regulations; (xii) the compliance by and/or key suppliers with terms of agreements; (xiii) the

availability and productivity of skilled labour; (xiv) the regulation of the mining industry by various governmental agencies, including permitting and environmental assessments; (xv) the ability to raise sufficient capital to develop such projects; (xvi) changes in project scope or design; and (xvii) political factors.

Forward-looking statements involve significant known and unknown risks and uncertainties, should not be read as guarantees of future performance or results and will not necessarily be accurate indicators of whether or not such results will be achieved. A number of factors could cause actual results to differ materially from the results expressed or implied by such forward-looking statements or information, including, but not limited to: the risk factors discussed in the Company's Mercur Project PEA news release dated March 31<sup>st</sup>, 2025 and the other risks and uncertainties disclosed in the Company's public filings with Canadian securities regulators, including its most recent annual information form and management's discussion and analysis, available at [www.sedarplus.ca](http://www.sedarplus.ca). Readers are encouraged to carefully review these risk factors as well as the Company's other filings with the Canadian Securities Administrators. The forward-looking statements contained in this presentation are made as of the date of this presentation. Except as required by law, the Company disclaims any intention and assumes no obligation to update or revise any forward-looking statements, whether as a result of new information, future events or otherwise. Additionally, the Company undertakes no obligation to comment on the expectations of, or statements made by, third parties in respect of the matters discussed above.

## Caution Regarding Mineral Resources Estimates

This presentation also contains references to estimates of mineral resources. The estimation of mineral resources is inherently uncertain and involves subjective judgments about many relevant factors. Mineral resources that are not mineral reserves do not have demonstrated economic viability. The accuracy of any such estimates is a function of the quantity and quality of available data, and of the assumptions made and judgments used in engineering and geological interpretation (including estimated future production from the Projects, the anticipated tonnages and grades that will be mined and the estimated level of recovery that will be realized), which may prove to be unreliable and depend, to a certain extent, upon the analysis of drilling results and statistical inferences that may ultimately prove to be inaccurate. Mineral resource estimates may have to be re-estimated based on: (i) fluctuations in commodities prices; (ii) results of drilling, (iii) metallurgical testing and other studies; (iv) proposed mining operations, including dilution; (v) the evaluation of mine plans subsequent to the date of any estimates; and (vi) the possible failure to receive required permits, approvals and licenses or changes to existing mining licenses.

## Non-IFRS Measures

This presentation includes certain terms or performance measures commonly used in the mining industry that are not defined under International Financial Reporting Standards ("IFRS"), including "cash cost per ounce of gold" and "all-in sustaining costs" (or "AISC"). Non-IFRS measures do not have any standardized meaning prescribed under IFRS, and therefore they may not be comparable to similar measures employed by other companies. The data presented is intended to provide additional information and should not be considered in isolation or as a substitute for measures of performance prepared in accordance with IFRS and should be read in conjunction with the Company's consolidated financial statements and the Company's press release related to the PEA on the Mercur Project dated March 31, 2025, including the disclosure under the heading "Cautionary Statement – Non-IFRS/Non-GAAP Financial Performance Measures" therein for a more detailed discussion of how the Company calculates certain of such measures.

## Cautionary Note to United States Investors

The disclosure in this presentation was prepared in accordance with NI 43-101, which differs from the requirements of the Securities Exchange Commission in the United States (the "SEC"), and resource and reserve information contained or referenced in this investor presentation may not be comparable to similar information disclosed by public companies subject to the technical disclosure requirements of the SEC. Historical results presented herein are not guarantees or expectations of future performance. The securities of the Company have not been registered under the United States Securities Act of 1933, as amended (the "U.S. Securities Act"), or any state securities laws and may not be offered or sold within the United States or to U.S. Persons unless registered under the U.S. Securities Act and applicable state securities laws or an exemption from such registration is available.

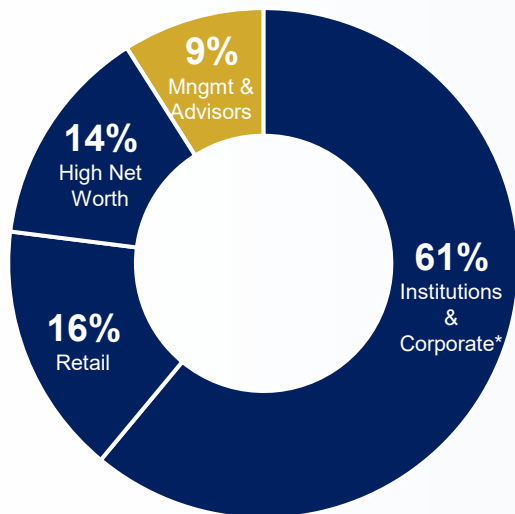
# REVIVAL GOLD INC.

## A unique opportunity in gold

- Advancing **multi-million-ounce brownfield gold assets** in the **U.S.**<sup>1</sup>:
  - **Mercur** PEA-stage heap leach gold project in Utah
  - **Beartrack-Arnett** PFS-stage heap leach project in Idaho
- **Target first phase >160 koz gold p.a.**<sup>2</sup>
- **C\$37 MM cash** – funded to construction decision in early 2028
- **Four rigs drilling**



# CAPITAL STRUCTURE



\*Institutional & Corporate Investors include EMR Capital, Konwave, Dundee Corporation, Aegis Financial, Libra, Sun Valley Gold, Donald Smith, Zechner, Europac, US Global

**Basic Shares** **319.4 M**

Fully-Diluted Shares 360.1 M

**Share Price** (June 5<sup>th</sup>, '26) **C\$0.73**

52 Week High/Low<sup>1</sup> C\$1.14/0.45  
Approx. Avg. Daily Vol.<sup>1</sup> +/-740,000

**Basic Market Cap** **C\$233 M**

Est. Cash (May 31<sup>st</sup>, '26) C\$37.0 M

**P/NAV<sup>2</sup>** 5% at \$3,000 Au **0.12x**

Notes: <sup>1</sup>Bloomberg & Yahoo; volume CDN & US, <sup>2</sup>Adj. Market cap divided by aggregate NAV<sub>5%</sub> per p. 5.

Compelling value

## Analyst Coverage



PARADIGM  
CAPITAL



BEACON



VELOCITY  
TRADE



TSX-V: RVG | OTCQX: RVLGF

# WHAT'S "UNDER THE HOOD"?<sup>1</sup>

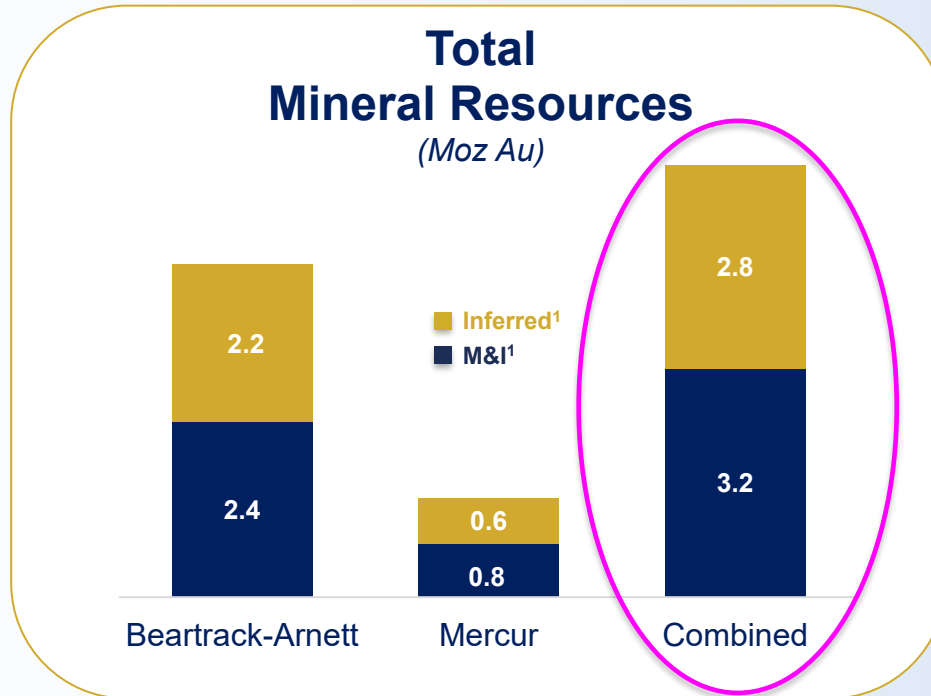
**\$1.2 billion of Net Asset Value**

NAV <sub>5%, After-Tax</sub>		Beartrack-Arnett (2023 PFS)	Mercur (2025 PEA)	Revival Gold Total
Gold Price	US\$2,175	\$226 M	\$295 M	\$521 M
	<b>US\$3,000</b>	<b>\$484 M</b>	<b>\$741 M</b>	<b>\$1,225 M</b>
	US\$4,000	\$794 M	\$1,270 M	\$2,064 M

**Reflects less than half the company's resources**

# GOLD RESOURCES<sup>1</sup>

100% pure gold resources offering superior gold leverage



19 oz gold exposure per 1,000 shares

Note: <sup>1</sup>See "Preliminary Economic Assessment NI 43-101 Technical Report on the Mercur Gold Project, Tooele & Utah Counties, Utah, USA" prepared by Kappes, Cassidy & Associates, and RESPEC Company LLC dated May 2<sup>nd</sup>, 2025, and "Preliminary Feasibility Study NI 43-101 Technical Report on the Beartrack-Arnett Heap Leach Project, Lemhi County, Idaho, USA" prepared by Kappes, Cassidy & Associates, IMC, KCH and WSP, dated August 2<sup>nd</sup>, 2023, for further details. Numbers may not add due to rounding.

# THE RIGHT LEADERSHIP

## Proven track record, strong U.S. operating credentials



### **Hugh Agro** – CEO & Director

Founder with over 30 years experience including EVP Kinross, as well as with Placer Dome, & Deutsche Bank.



### **John Meyer** – VP, Engineering & Development

Mining executive and engineer. Former VP at Perpetua Resources, previously with Kinross and Barrick.



### **Lisa Ross** – VP & CFO

Accounting and finance executive. Former Director Finance at Kirkland Lake Gold, previously with Kinross.



### **Dan Pace** – Chief Geologist

Data-driven geoscientist. Track-record of discovery, former Exploration Manager, Renaissance Gold.



### **Tim Barnett** – GM Mercur, Utah

Experienced builder, manager and engineer with among others Continental Gold, OceanaGold, and Alamos.



### **Pete Blakeley** – GM Beartrack-Arnett, Idaho

Geological engineer, former Site Manager, Meridian Beartrack and Chief Engineer, Andean Resources..



### **Ron Espell** – Permitting Consultant

Permitting expert formerly with Barrick, Homestake, McEwen, Nevada Division Env. Protection and more.



### **Debra Struhsacker** – Permitting & GR Advisor

Highly regarded hardrock mining policy expert. Co-founder of WMC, has testified before Congress on U.S. Mining Law. Previously with Kinross

# THE RIGHT BOARD

## Excellent credentials, fully engaged, independent



**Tim Warman** – Non-Exec Chairman: Geologist and accomplished on all aspects of the resource industry, from exploration, through development to operations. CEO of Fuerte Metals, previously with Fiore Gold and Aurelian.



**Robert Chausse** – Director: Over 25 years of international finance experience in mining. Served as CFO of New Gold and as CFO of Richmond Mines until the sale to Alamos Gold. Previously with Kinross.



**Wayne Hubert** – Director: Over 25 years of senior management experience in the mining sector. Former President & CEO of Andean Resources Ltd. until its acquisition for \$3.5 billion. Previously with Meridian.



**Maura Lendon** – Director: Over 25 years' experience in the mining and technology industries gained after initially practicing with top Bay Street law firms.



**Tony Manini** – Director: Over 35 years of experience in the global exploration and mining industry. Previously with Rio Tinto, Oxiana and Oz Minerals. He is Co-Founder & Executive Director of EMR Capital.



**Larry Radford** – Director: Over 35 years of leadership and operational experience. Served as President & CEO, and Director of Argonaut Gold and COO of Gold Standard Ventures. Previously with Hecla, Kinross & Barrick.



**Hugh Agro** – CEO & Director: Mining engineer and founder of Revival Gold with over 30 years experience with Kinross, Placer Dome and others. Former investment banker with Deutsche Bank.



# POSITIONED IN THE WESTERN U.S.

## A premier jurisdiction

- **Idaho and Utah** are established mining jurisdictions
- **Supportive host governments and communities**
- Operational **synergies with locally based team** and proximity of assets




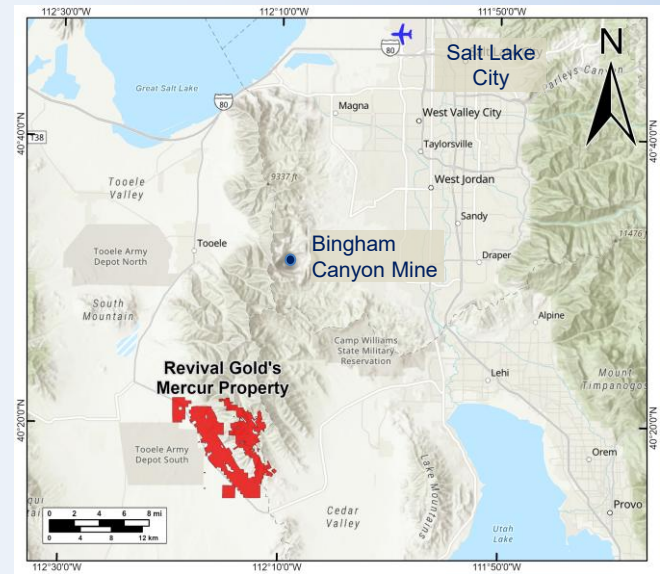
# MERCUR – FIRST TO PRODUCTION



# MERCUR PROJECT

## Rebirth of a proven gold producer<sup>1</sup>

- **7,200 ha property.** Core claims 100% owned or optioned
- **57 km from Salt Lake City, Utah**
- First “**Carlin-type**” gold deposit identified in the Western U.S.
- **Proven past producer** - 2.6 M oz of gold, incl. **0.9 M oz at ~7 g/T gold<sup>2</sup>**
- **Patented claims, semi-arid location**



# MERCUR LAND POSITION<sup>1,2</sup>

Note: <sup>1</sup>See "Preliminary Economic Assessment NI 43-101 Technical Report on the Mercur Gold Project, Tooele & Utah Counties, Utah, USA" prepared by Kappes, Cassidy & Associates, and RESPEC Company LLC, dated May 2<sup>nd</sup>, 2025 and Revival Gold news releases 2025 and 2026. <sup>2</sup>See appendix for key property agreements.

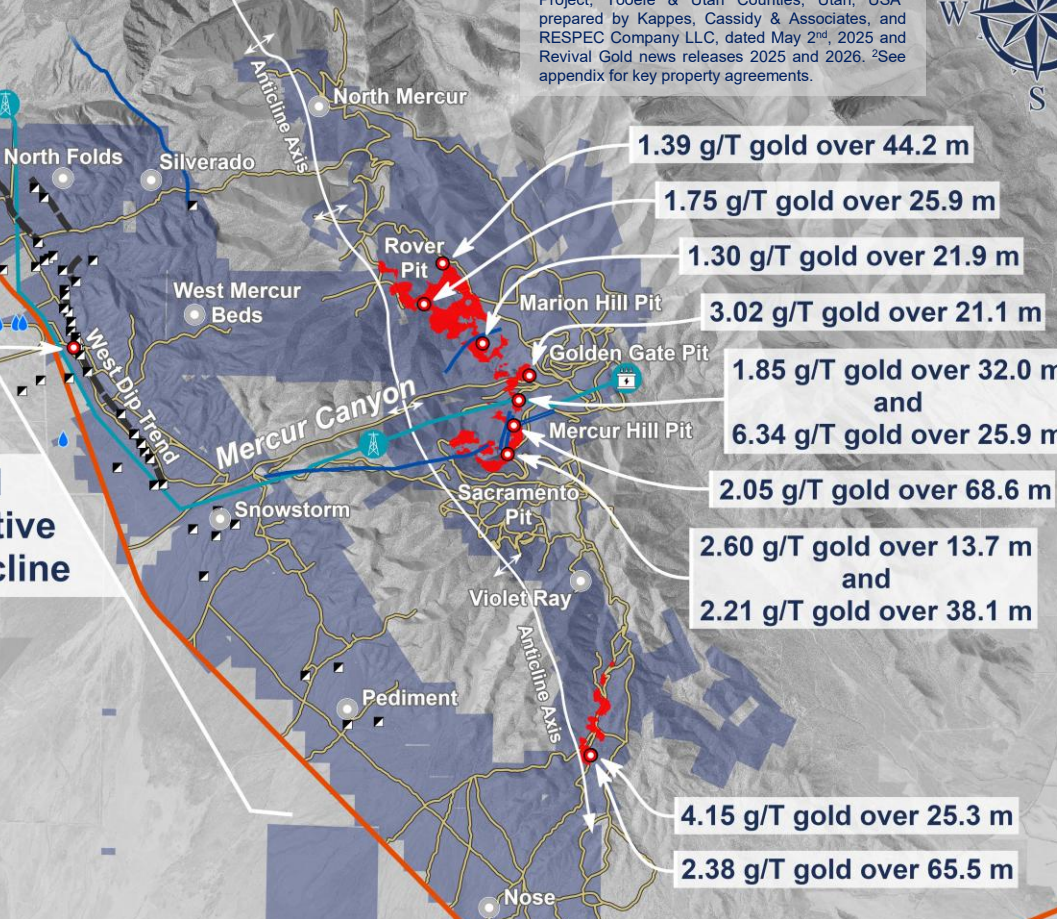


Rush Valley

2.87 g/T gold over 13.7 m

15 km of under-explored potential of the prospective western limb of the anticline

-  Pit Constrained Mineral Resource
-  Mercur Land Position
-  Fault
-  Road
-  Prospect
-  Historical Shaft
-  Water Well



1.39 g/T gold over 44.2 m

1.75 g/T gold over 25.9 m

1.30 g/T gold over 21.9 m

3.02 g/T gold over 21.1 m

1.85 g/T gold over 32.0 m and  
6.34 g/T gold over 25.9 m

2.05 g/T gold over 68.6 m

2.60 g/T gold over 13.7 m and  
2.21 g/T gold over 38.1 m

4.15 g/T gold over 25.3 m

2.38 g/T gold over 65.5 m



# 2025 PEA HIGHLIGHTS<sup>1</sup>

One of few large undeveloped western U.S. gold projects

- **Low capex** given existing infrastructure
- **Shallow** open pit, heap leach operation
- **Compelling** metrics
- **Advantageous** permitting timeline due to Utah State process

66 MT @  
0.60 g/T Au

95,600  
Oz Au/Yr

10 Yr  
Mine Life

2 Yrs  
to Permit

\$208 M  
CAPEX

\$1,385/oz  
ASIC

56%  
IRR<sub>A/T</sub>

\$741 M  
NPV<sub>5% A/T, \$3k Au</sub>

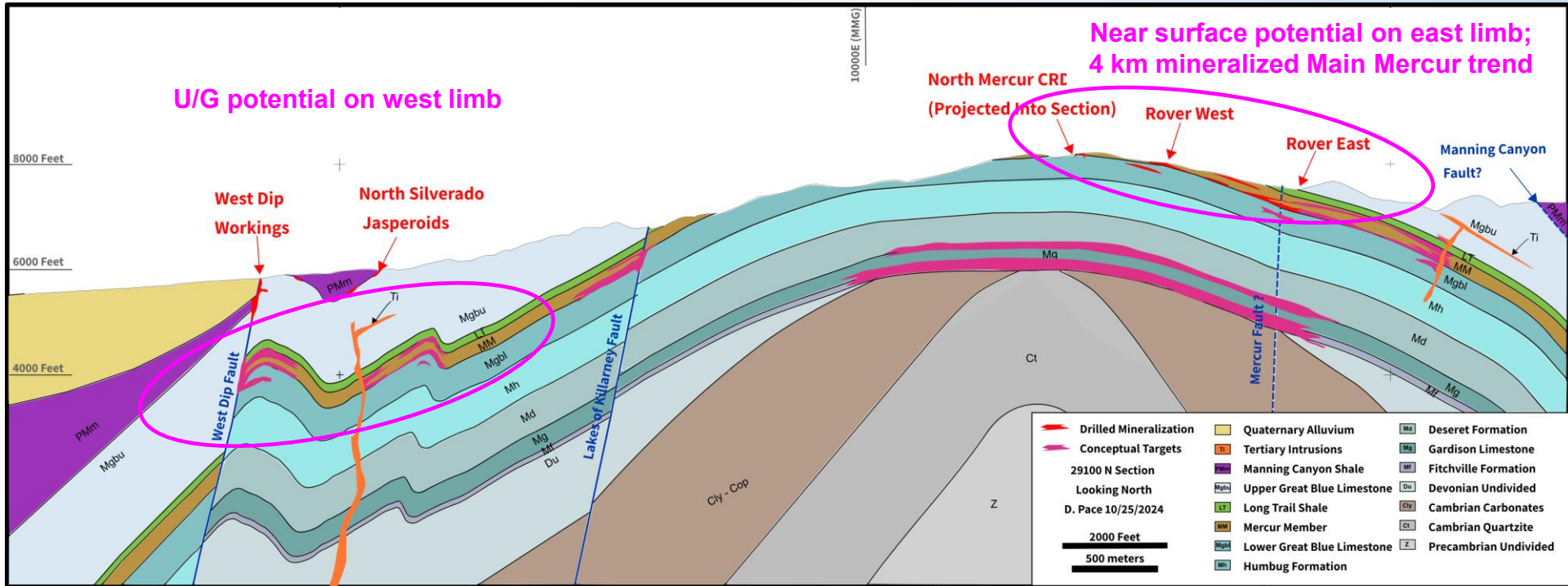
\$1,270 M  
NPV<sub>5% A/T, \$4k Au</sub>

13

1.7x

# MERCUR EXPLORATION DOMAINS

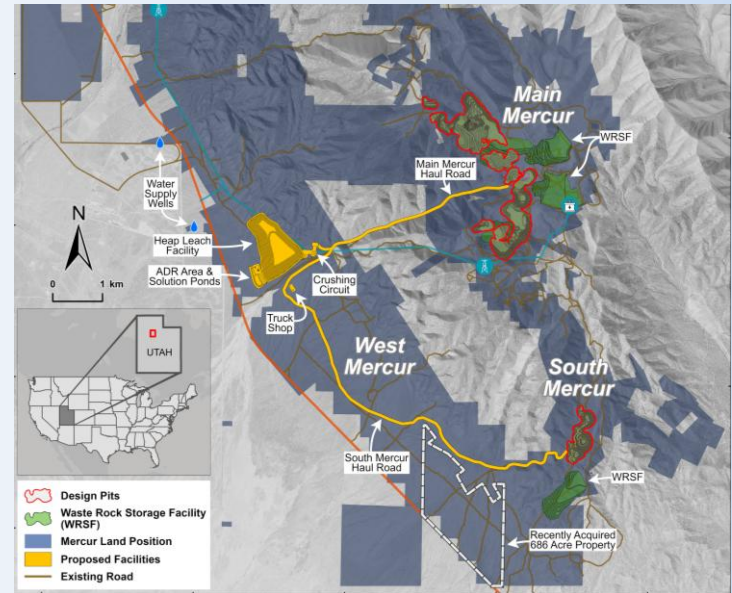
Underexplored Carlin-Type system with proven high-grade



# MERCUR PROJECT SITE

## Excellent access, existing services

- **Excellent topography, low elevation plant site**
- Site layout leverages extensive **private land** position
- **Paved road access & site office**
- **43.8 kV grid power**; substation on site
- Nearby **water wells**
- 30 minutes drive from Tooele (pop. 40,000). **No camp** needed.



# MERCUR NEXT STEPS

## Advancing to potential gold production in 2029

- **20 metallurgical column leach tests**
  - Initial results this summer
- **18 km of drilling**
  - Kicked off in April for completion in 2026
- **Baseline studies for permitting**
  - Biological, cultural, hydrological, geochemistry, noise, and air to be completed in 2026
- **PFS in Q1 2027**
- **FS and permitting by early 2028**



# BEARTRACK-ARNETT – OUR FOUNDING ASSET



# BEARTRACK-ARNETT PROJECT

## PFS heap leach restart project, significant high-grade exploration potential

### • 1<sup>st</sup> Phase<sup>1</sup>

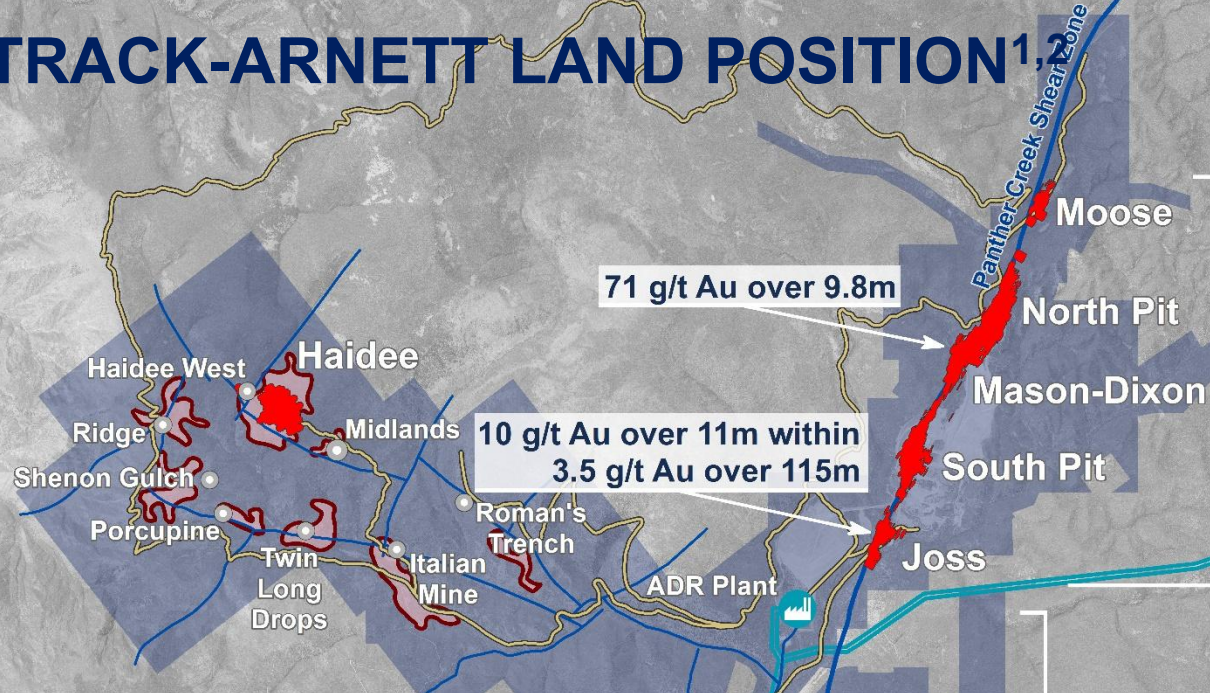
- Open pit heap leach restart
- Leverages infrastructure – gold plant, roads, power
- Attractive 2023 PFS – 65,300 oz gold/yr over 8 yrs with \$1,248/oz gold AISC
- Modest \$109 M pre-production capex
- \$484 M after-tax NPV<sub>5%</sub>, 80% after-tax IRR at \$3,000/oz gold

### • 2<sup>nd</sup> Phase – high grade underground opportunity



Category <sup>1</sup>	Tonnage (MT)	Au g/T	Gold (koz)
Measured	19.2	0.88	547
Indicated	67.0	0.87	1,876
<b>M&amp;I</b>	<b>86.2</b>	<b>0.87</b>	<b>2,423</b>
<b>Inferred</b>	<b>50.7</b>	<b>1.34</b>	<b>2,190</b>

# BEARTRACK-ARNETT LAND POSITION 1, 2



**+ 5km trend drilled to 750m and open at depth**

**5-6km of under-explored potential**

- 2024 Footprint of Mineralization
- > 0.3 ppb Au Soil Contour
- Beartrack-Arnett Property
- Prospect
- Fault
- Road

Note: <sup>1</sup>See "Preliminary Feasibility Study NI 43-101 Technical Report on the Beartrack-Arnett Heap Leach Project, Lemhi county, Idaho, USA" prepared by Kappes, Cassidy & Associates, IMC, KCH and WSP dated August 2<sup>nd</sup>, 2023, for further details. <sup>2</sup>See Property Agreement summary appended..

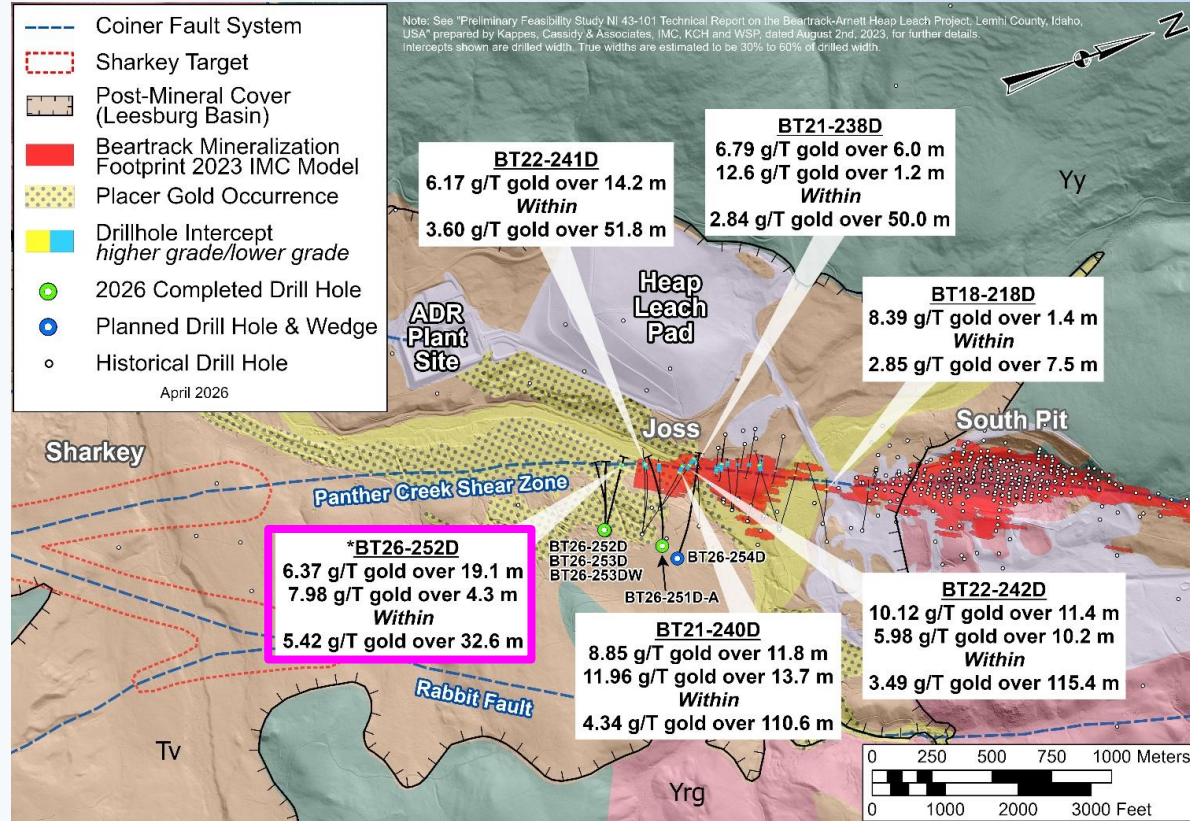
to Salmon, Idaho (pop. 3,000)

0 1 Miles

# 2026 DRILLING PROGRAM

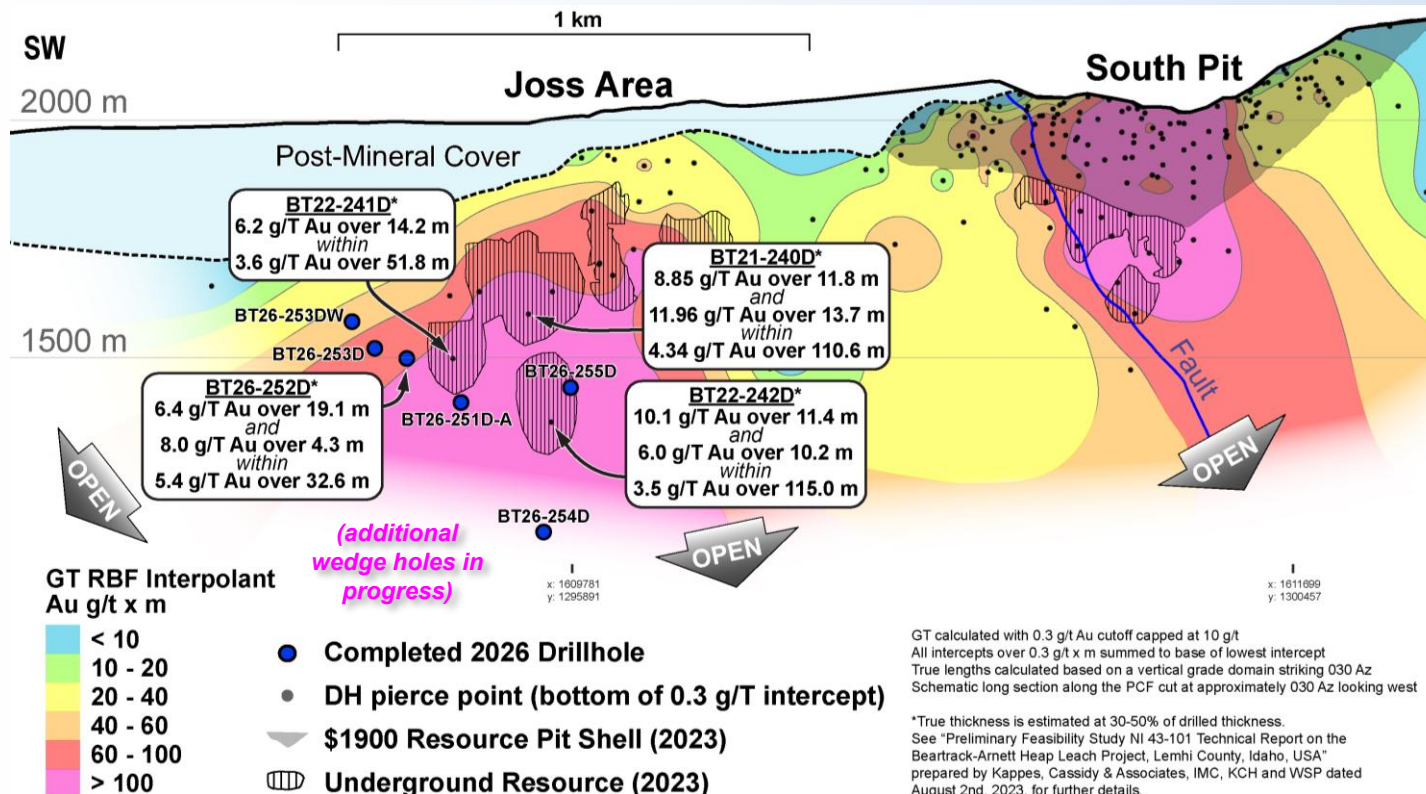
## Targeting southern extent of orogenic gold system

- Shear zone mineralized over 5.6 km of known strike and >700 meters elevation
- Underground deposit already 6.7 MT at 4 g/T<sup>1</sup> with highest grades at Joss
- 6,000-meter core drilling program with 2 rigs



<sup>1</sup>See "Preliminary Feasibility Study NI 43-101 Technical Report on the Beartrack-Arnett Heap Leach Project, Lemhi County, Idaho, USA" prepared by Kappes, Cassidy & Associates, IMC, KCH and WSP dated August 2nd, 2023, and Revival Gold news release dated April 20th, 2026, for further details.

# JOSS UNDERGROUND TARGET – LONG SECTION



Wedge holes off BT26-254D and on BT26-255D currently in progress



TSX-V: RVG | OTCQX: RVLGF

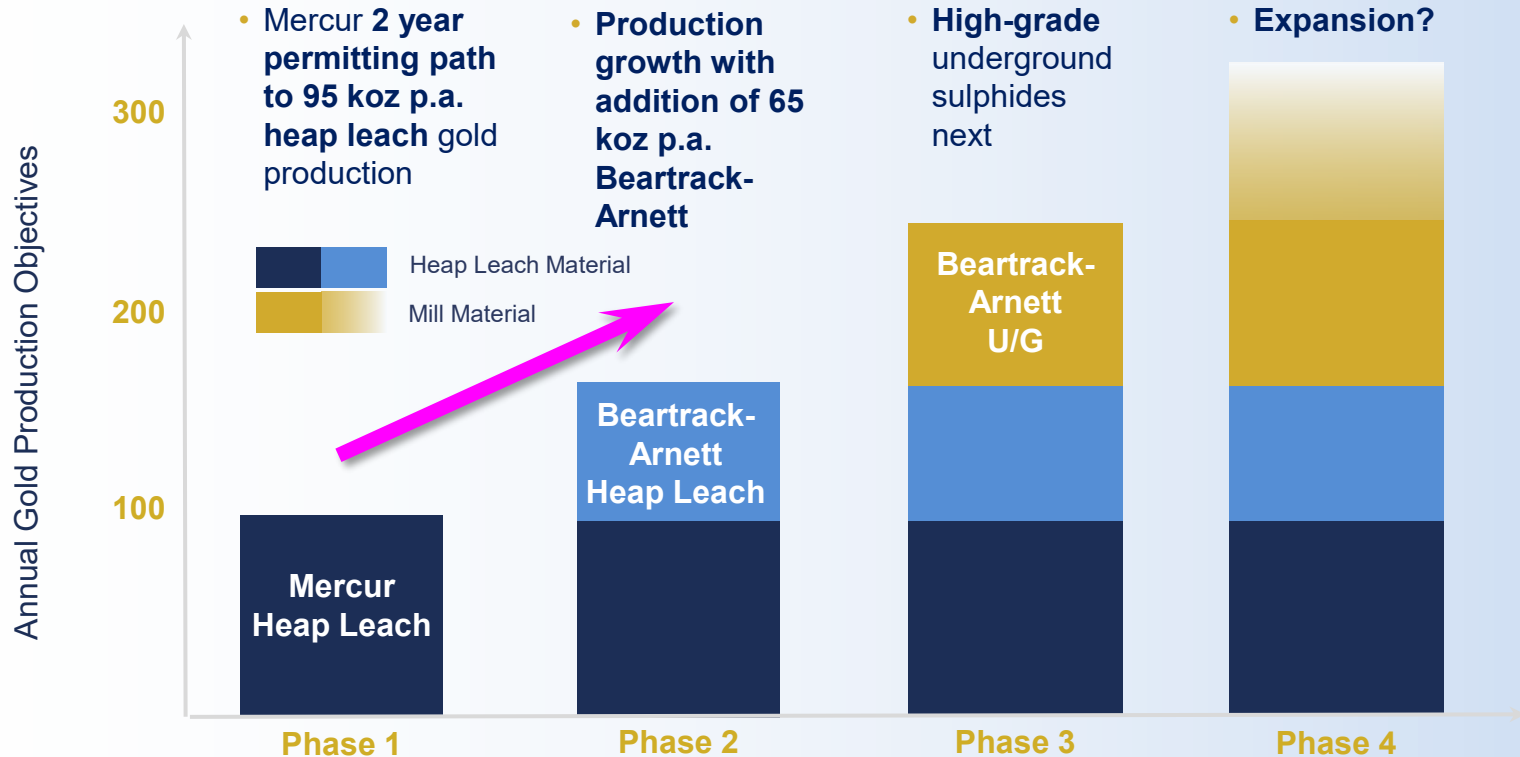
Note: \*See "Preliminary Feasibility Study NI 43-101 Technical Report on the Beartrack-Arnett Heap Leach Project, Lemhi County, Idaho, USA" prepared by Kappes, Cassidy & Associates, IMC, KCH and WSP dated August 2nd, 2023, for further details.

# THE PATH FORWARD



# DEVELOPMENT PIPELINE<sup>1</sup>

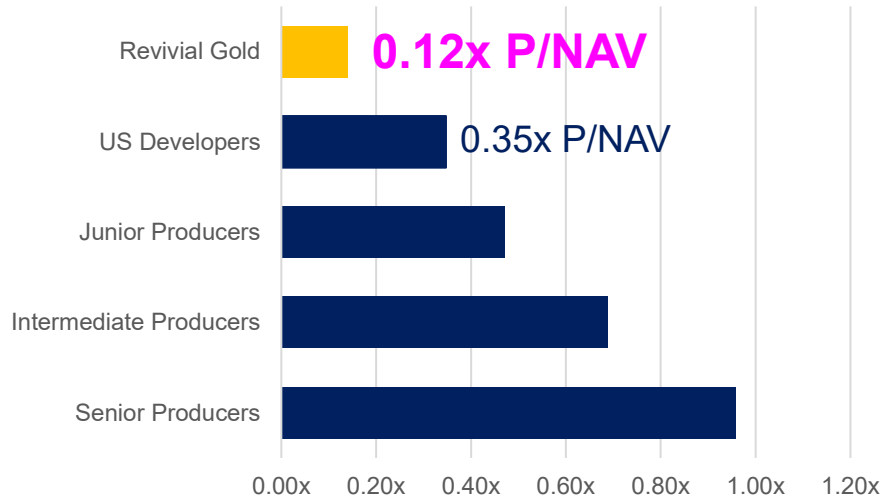
## Phased approach to growth



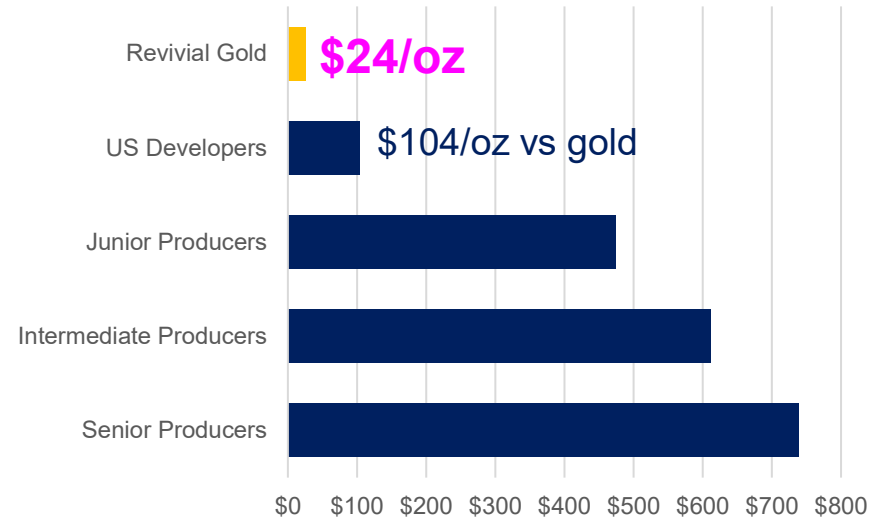
# PRODUCER VS DEVELOPER VALUATIONS

Developers, and Revival Gold in particular, offers compelling value

### P / NAV vs Peers<sup>1, 3</sup>



### MC \$US / Resource Oz Gold vs Peers<sup>1,2,3</sup>



(1) Source: S&P Global Market Intelligence Price to Net Asset Value per Share (Forward) NAVPS = analyst consensus forecasts for the next fiscal period.

(2) Source: S&P Global Market Intelligence attributable resource ounces.MC pricing at May 29, 2026.

(3) Revival Gold metrics at June 5<sup>th</sup>, 2026. Mean figures.

# NEW U.S. DISCOVERIES

## Ranking of the Largest New US Gold Discoveries Since 2010



TSX-V: RVG | OTCQX: RVLGF

Notes:

(1) Source: S&P Capital IQ Pro. Discovery is defined as an increase of Resources & Reserves (Au only), starting from no resource in 2010 to today. Developed by Fuse Advisors Inc.  
 (2) Au Grade is weighted average of Measured, Indicated, and Inferred Resource as of most recent resource & reserve data

# REVIVAL GOLD – A UNIQUE OPPORTUNITY IN GOLD



## Growth

- Initial **160 koz gold p.a. production** with **target >250 koz gold p.a.** including underground<sup>1,2,3</sup>



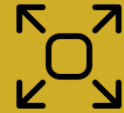
## Scale

- Two **multi-million-ounce** pure U.S. gold projects
- **Carlin-type** and **orogenic** deposits



## Strong Backing

- **>60%** institutional and corporate ownership including **EMR Capital**



## Compelling Value

- **0.12x P/NAV** valuation<sup>4</sup>
- **Mercur advancing to production**
- **B-A ongoing exploration upside**

Note: <sup>1</sup>See "Preliminary Economic Assessment NI 43-101 Technical Report on the Mercur Gold Project, Tooele & Utah Counties, Utah, USA" prepared by Kappes, Cassidy & Associates, and RESPEC Company LLC dated May 2<sup>nd</sup>, 2025, and "Preliminary Feasibility Study NI 43-101 Technical Report on the Beartrack-Arnett Heap Leach Project, Lemhi County, Idaho, USA" prepared by Kappes, Cassidy & Associates, IMC, KCH and WSP, dated August 2<sup>nd</sup>, 2023, for further details. <sup>2</sup>Target production based on combined Mercur 2025 PEA average annual gold production and Beartrack-Arnett 2023 PFS average annual gold production. <sup>3</sup>Considers potential underground operation for Beartrack-Arnett based on PFS Mineral Resource factors including 2,500 T/d underground throughput, average grade and recovery. <sup>4</sup>Estimate based on June 5<sup>th</sup>, 2026, share price and NAV5% at \$3000 gold.



## **REVIVAL GOLD INC.**

145 King St. W., Suite 2870  
Toronto, Ontario  
M5H 1J8

[info@revival-gold.com](mailto:info@revival-gold.com)  
416-366-4100

TSX-V: **RVG**  
OTCQX: **RVLGF**



# APPENDIX

# MERCUR PEA MINERAL RESOURCE<sup>1</sup>

Project Area	Indicated Mineral Resources			Inferred Mineral Resources		
	Tonnage (kT)	Gold Grade (g/T)	Gold (koz)	Tonnage (kT)	Gold Grade (g/T)	Gold (koz)
Main Mercur	28,629	0.63	581.0	33,179	0.53	567.0
South Mercur	6,670	0.77	165.0	3,066	0.60	59.0
<b>Total Mercur</b>	<b>35,299</b>	<b>0.66</b>	<b>746.0</b>	<b>36,246</b>	<b>0.54</b>	<b>626.0</b>

Notes:

1. The Mineral Resource estimates were developed by Michael S. Lindholm, CPG of RESPEC in Imperial units, and the results and optimization parameters were converted into metric units.
2. In-situ Mineral Resources are classified in accordance with CIM Standards.
3. Mineral Resources for all model blocks were calculated within optimized pits at a cut-off gold grade of 0.005 oz/ton (0.17 g/tonne).
4. The average gold grades of the Mineral Resources are comprised of the weighted average of block-diluted grades within the optimized pits. Alluvium and historical waste rock and backfill materials are not included in the Mineral Resources.
5. Mineral Resources that are not Mineral Reserves do not have demonstrated economic viability.
6. Mineral Resources potentially amenable to open pit mining methods are reported using a gold price of US\$2,000/oz, a throughput rate of 20,000 tons/day (18,144 tonnes/day), variable metallurgical gold recoveries that average 74% for Main Mercur and 79% for South Mercur, variable net smelter return royalties with a block-weighted average of 2.1%, mining costs of US\$2.50/ton (US\$2.76/tonne) mined, heap leach processing costs of US\$4.05/ton (US\$4.46/tonne) processed, and general and administrative costs of US\$0.82/ton (US\$0.90/tonne) processed. The gold commodity price was selected based on an analysis of the three-year trailing average at the end of February 2025.
7. The effective date of the Mineral Resource estimate is March 13, 2025.
8. Rounding may result in apparent discrepancies between tons, grade, and contained metal content.

# MERCUR PEA PRODUCTION SCHEDULE<sup>1</sup>

Typically generating 95,000 – 105,000 ounces of gold per year

Parameter		Units	Yr -1	Yr 1	Yr 2	Yr 3	Yr 4	Yr 5	Yr 6	Yr 7	Yr 8	Yr 9	Yr 10	Totals
Mineralized Rock	Pit to Stockpile	M tonnes	0.9	2.5	2.7	2.6	2.9	3.7	2.8	2.6	3.5	2.3	1.6	28.2
	Pit to Crusher	M tonnes	-	4.3	4.0	3.9	4.2	5.4	2.8	4.8	3.8	3.0	1.2	37.5
	<b>Total Mined</b>	<b>M tonnes</b>	<b>0.9</b>	<b>6.8</b>	<b>6.7</b>	<b>6.5</b>	<b>7.2</b>	<b>9.2</b>	<b>5.6</b>	<b>7.4</b>	<b>7.3</b>	<b>5.3</b>	<b>2.8</b>	<b>65.6</b>
	Crusher to Heap	M tonnes	-	6.3	6.6	6.6	6.6	6.6	6.6	6.6	6.6	6.6	6.3	65.6
	Gold Grade	g/tonne	-	0.58	0.52	0.57	0.59	0.43	0.57	0.64	0.66	0.87	0.72	0.60
	Contained Gold	k oz	-	128	124	110	121	125	91	122	136	141	177	1,275
	Recovery	%	-	84%	79%	76%	77%	76%	74%	80%	78%	71%	58%	75%
	Recoverable Gold	k oz	-	107	98	84	94	95	68	98	106	100	102	951
Waste Rock	Rock to Dumps	M tonnes	0.9	18.7	17.2	17.0	14.3	17.2	19.6	16.6	15.9	15.2	3.8	156.3
	Fill to Dumps	M tonnes	0.6	3.1	-	-	0.1	0.4	0.4	1.7	10.6	7.5	0.2	24.5
	Total to Dumps	M tonnes	1.4	21.8	17.2	17.0	14.4	17.6	20.0	18.3	26.4	22.7	4.1	180.8
All Rock	Total Mined	M tonnes	2.3	28.6	23.9	23.5	21.5	26.8	25.6	25.7	33.7	28.0	6.9	246.5
	Strip Ratio	wr:mr	1.7	3.2	2.6	2.6	2.0	1.9	3.6	2.5	3.6	4.3	1.4	2.8

**Notes:**

1. This PEA mine production schedule shows “Mineralized Rock” based on the contained Indicated and Inferred Resources. This is meant only to allow calculation of the cash-flow value and does not imply that any economics will be realized from the mining of the leachable material.
2. Tabled figures may not add due to rounding.

# MERCUR PEA MINING & PROCESSING<sup>1</sup>

## Proven approach, simple design

- **18,100 T/d** open pit, heap leach operation
- **136-tonne Cat 785 haul trucks**
- **2.8 to 1 strip, 45 deg. pit slopes**
- **3-stage crush to half inch; no agglomeration; conveyor stacking**
- **ADR plant, 75% average gold recovery, rapid leach kinetics in recent testing**



# PEA CAPITAL COST SUMMARY<sup>1</sup>

## Modest \$208 million initial capex

Description	Costs (\$ M)
<b>Pre-Production Capital</b>	
Process & Infrastructure (including spare parts)	\$115
Mining Capital & Mining Pre-Production	\$33
Indirect & Owner's Costs	\$4
Engineering, Procurement & Construction Management	\$14
Contingency	\$29
<b>Total Pre-Production Capital</b>	<b>\$194</b>
<b>Working Capital &amp; Initial Fills</b>	
Mining Working Capital	\$9
Process Working Capital	\$4
G&A Working Capital and Initial Fills	\$1
<b>Total Working Capital</b>	<b>\$14</b>
<b>Total Pre-Production &amp; Working Capital</b>	<b>\$208</b>



# BEARTRACK-ARNETT MINERAL RESOURCES

Resource Type		Location	Resource Category	Mineral Resources		
				Resource (KT)	Grade (Au g/T)	Contained (koz)
Heap Leach Mineral Resource	Open Pit	Beartrack	Measured	6,743	1.03	224
			Indicated	18,781	0.77	466
			Inferred	2,694	0.51	45
		Haidee	Measured	5,932	0.48	92
			Indicated	10,880	0.51	177
			Inferred	3,624	0.55	64
	Open Pit	Beartrack & Haidee	Measured	12,675	0.78	316
			Indicated	29,661	0.67	643
			Measured + Indicated	42,336	0.70	959
			Inferred	6,318	0.53	108
Mill Mineral Resource	Open Pit	Beartrack	Measured	6,557	1.10	231
			Indicated	37,290	1.03	1,233
			Inferred	37,666	0.99	1,204
	Underground	Beartrack	Inferred	6,745	4.05	877
	Open Pit & Underground	Beartrack	Measured	6,557	1.10	231
			Indicated	37,290	1.03	1,233
			Measured + Indicated	43,847	1.04	1,464
			Inferred	44,411	1.46	2,082
Total Mineral Resource	Open Pit & Underground	Beartrack & Haidee	Measured	19,232	0.88	547
			Indicated	66,951	0.87	1,876
			Measured + Indicated	86,184	0.87	2,423
			Inferred	50,728	1.34	2,190

Note: See "Preliminary Feasibility Study NI 43-101 Technical Report on the Beartrack-Arnett Heap Leach Project, Lemhi County, Idaho, USA" prepared by Kappes, Cassidy & Associates, IMC, KCH and WSP dated August 2<sup>nd</sup>, 2023, for further details.

# BEARTRACK-ARNETT MINERAL RESOURCES (*cont'd*)

## Notes:

- 1) Gold price used for Mineral Resources: \$1,900/oz
- 2) Gold grades are reported in grams per metric tonne (g/T)
- 3) Economic cutoff is based on Income Net of Process = \$0.01/tonne. Income Net of Process = (Grade x Recovery x (\$1,900 - \$5)) – (Process Cost + G&A).  
Beartrack heap leach process cost and process recovery varies with CN/FA ratio
- 4) Beartrack average heap leach gold recovery = 51% of FA, which excludes secondary leach recovery that is included in the PFS recovery calculations. Beartrack heap leach ore types are: CN/FA > 0.7 = Oxide, 0.2 to 0.7 CN/FA = Transition, CN/FA < 0.2 = Sulfide. Beartrack base heap leach mining cost and average processing cost including G&A = \$2.04/t and \$6.88/t, respectively. Beartrack heap leach throughput = 12,000 tpd. Beartrack approximate FA cutoff grades for heap leach resource = Oxide = 0.15 g/T Transition = 0.29 g/T. Sulfide = 0.96 g/T.
- 5) Haidee heap leach recovery = 86% of FA. Haidee base heap leach open pit mining cost and average processing cost including G&A = \$2.04/T and \$6.78/T, respectively. Haidee heap leach throughput = 12,000 T/d. Haidee heap leach resource cutoff grade = 0.17 g/T.
- 6) Beartrack mill sulfide recovery = 94%. Beartrack base mill open pit mining cost and processing cost including G&A = \$2.14/t and \$24.83/t, respectively. Beartrack average mill underground mining cost and processing cost including G&A = \$100.00/t and \$35.52/t, respectively. Beartrack mill open pit throughput = 12,000 tpd. Standalone underground throughput = 2,500 tpd. Beartrack open pit mill sulfide resource cutoff = 0.43 g/T. Beartrack underground mill resource cutoff = 2.37 g/T.
- 7) Total surface mine material moved: 449,504 KT
- 8) Mineral Resources include Mineral Reserves
- 9) Numbers may not add exactly due to rounding



# BEARTRACK-ARNETT MINERAL RESERVES

Deposit	Mineral Reserve Category	Mineral Reserves		
		Resource (KT)	Grade (Au g/T)	Contained (koz)
Beartrack	Proven	6,420	1.06	219
	Probable	15,600	0.82	413
	<b>Proven + Probable</b>	<b>22,020</b>	<b>0.89</b>	<b>632</b>
Haidee	Proven	5,933	0.48	92
	Probable	8,244	0.51	136
	<b>Proven + Probable</b>	<b>14,177</b>	<b>0.51</b>	<b>228</b>
Total Proven		12,353	0.78	311
Total Probable		23,844	0.72	549
<b>Total Proven + Probable</b>		<b>36,197</b>	<b>0.74</b>	<b>859</b>

Notes:

- 1) Gold price used for Mineral Reserves: \$1,700/oz
- 2) Gold grades are reported in grams per metric tonne, g/T.
- 3) Cutoff gold grade is based on Net of Process Revenue = \$0.01/tonne
- 4) Net of Process Revenue = (Grade x Recovery x (\$1,700 - \$5)) - (Process Cost + G&A)
- 5) Typical FA gold cutoff grades are: 0.17 g/T oxide, 0.33 g/T transition, 1.07 g/T sulphide
- 6) Total open pit material: 124,413 KT
- 7) Numbers may not add exactly due to rounding

# BEARTRACK-ARNETT PROPERTY AGREEMENTS

## Beartrack:

- Revival Gold obtained the right to acquire Meridian Beartrack Co., a subsidiary of Pan American Silver Corp. and the owner of the Beartrack claims (approx. 3,300 ha) and associated infrastructure, in 2017. The terms (as most recently amended) are as follows:

- ✓ • Paid 4 M Revival Gold shares and US\$250,000
- ✓ • Completed US\$15.0 M work commitment
- ✓ • Cover ongoing site operating and maintenance costs (estimated to be approx. US\$850k p.a.)
  - Take over site bonding (current bond face value US\$10.2 M) on or before October 2, 2027
  - 1.80% NSR on Beartrack claims with 0.50% capped at US\$2 M

## Arnett:

- 100% interest in 375 claims totalling 3,015 ha
- 0% to 2% NSR with buy-back rights for all NSRs totalling US\$5 M



## REVIVAL GOLD INC.

145 King St. W., Suite 2870  
Toronto, Ontario  
M5H 1J8

[info@revival-gold.com](mailto:info@revival-gold.com)  
416-366-4100

TSX-V: **RVG**  
OTCQX: **RVLGF**

